



Tracking Progress Over 30 Years: Region IV Network for Data Management and Utilization



Ellen Shanahan MA¹, Edecia Richards MSN², Julie Perry¹, Robin Schectman MSPH¹, Julie DeClerque DrPH MPH¹

¹Cecil G. Sheps Center for Health Services Research, University of North Carolina at Chapel Hill
and ²USDHHS, Office of Population Affairs, Office of Family Planning, Title X Region IV

HISTORY and PURPOSE

RNDMU Data Network Established for Region IV States

- State MCH Directors and Statistical Agencies with UNC-CH Maternal and Child Health Dept
- Minimal Set of Common Perinatal Indicators established in 1984
- SPRANS funding 1993 to 1990

Transition from MCH (Title V) to Family Planning (Title X) in 1990

- Project at risk of ending but for the vision and support of Title X Directors and OPA
- Additional indicators – including Family Planning – added in 1990
- Women's Health indicators added in 1997
- Latina Supplement and indicators added in 2003

RNDMU Addresses High Rates of Infant Mortality and Disparity

- Infant Mortality: focus of Southern Governors' Taskforce
- Family Planning: first step in prevention of high-risk pregnancies
- Women's Health: general health status of women affects infant health



RNDMU Adopts Preconception Health Focus

- Collaboration with CDC Select Panel on Preconception Health
- RNDMU revised data framework in 2010

DATA RATIONALE and DATABOOK

- Criteria for Data:**
- Useful for program planning, assessment
 - Capacity of states to produce data

- Organization:**
- Most indicators by White and Black race
 - Latino ethnicity added if sufficient numbers
 - FPAR: many tables by Age and Sex


- Data Sources:**
- State vital record data: birth, abortion, fetal death, death
 - US Census population estimates
 - State communicable disease reporting
 - Program administrative files: Medicaid, WIC
 - Surveillance: PRAMS, BRFSS
 - Grantee Family Planning Annual Report
 - Region-specific estimates of Population In-Need

- Features:**
- 28 years of data for many indicators
 - Individual state rates
 - Regional rates and totals not available elsewhere
 - US rates for many indicators

- Availability:**
- 11 years of data in printed Data Book and on website, www.shepscenter.unc.edu/data/RNDMU
 - Excel files of all years' data available on website for creating custom tables and charts

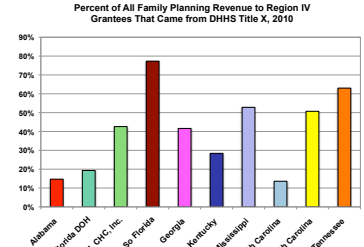
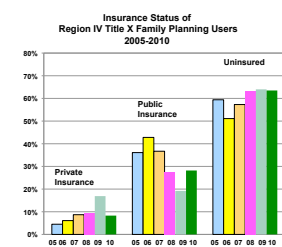
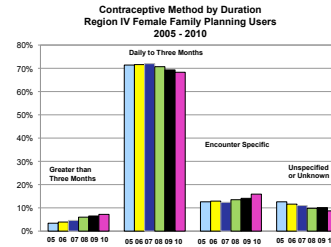
The Region IV Network for Data Management and Utilization is funded by the USDHHS Office of Population Affairs, Office of Family Planning, Region IV

Concept Map, 2010: Placing Family Planning at the Heart of Preconception Health

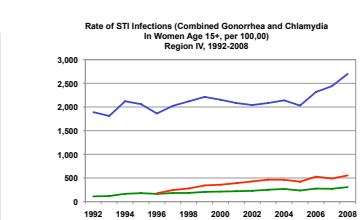
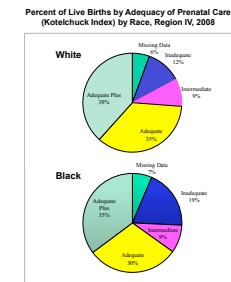
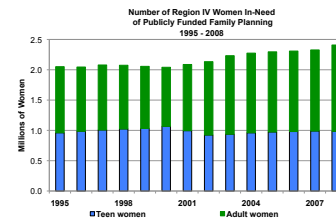


SELECTED INDICATORS

Family Planning Annual Report Data



Vital Record, Surveillance and Reportable Infections Data



Data Source for this chart: Special runs for RNDMU by the Guttmacher Institute

Note: Rates of Adequate or Adequate Plus care have been stable over the past decade for both Whites and Blacks. A 10% disparity between Whites and Blacks persists.

Note: Disparity in rates of infection between Black and White women increased 34% between 1992 and 2008.

RNDMU ACTIVITIES

Workshops:

- Train state staff in perinatal program planning and evaluation issues
- Bring together state FP program leaders, statistical staff and MCH consultants
- Create logic models using RNDMU data to model key factors and outcomes such as
 - Trends in Number of Title X Users and Populations
 - Short Birth Interval
 - Adolescent Pregnancy and Repeat Pregnancy

Collaborations:

- Medicaid Family Planning Waiver Evaluators Group
- Everywoman Southeast

Future Directions:

- Develop composite, analytic indicators that capture trends in disparity reduction
- Expand website as a resource for perinatal health materials: data trends, reports
- Foster communications for Data-to-Policy decision-making by State and Federal partners
- Partner with Regions that share our commitment to data-informed FP programs

