

It's Complicated: Quantifying the Magnitude, Timing and Effect of Branching and Switching during Graduate Medical Education

Andy Knapton, MSc; Erin P. Fraher, PhD, MPP;

Cecil G. Sheps Center for Health Services Research, UNC-CH

Paul Jolly, PhD;

Association of American Medical Colleges;

AAMC Health Workforce Research Conference



UNC

THE CECIL G. SHEPS CENTER
FOR HEALTH SERVICES RESEARCH

May 1 2014



Acknowledgements

Collaborators:

Tom Ricketts
Don Pathman
Marisa Morrison
Lisa Beavers
Katie Gaul
Josh Knop
Brian Cass
Mattias Jonsson
Maria Tobin

Collaborator:

North Carolina Medical
Society Foundation



Funding:

Physicians Foundation



Presentation

- This presentation was originally given at the AAMC Health Workforce Conference 1st May 2014 using Tableau® (www.tableausoftware.com)
- Due to data use agreements it is not possible to distribute the Tableau file.
- If you would like to gain access to GME Track data used in this presentation please contact Paul Jolly at pjolly@aamc.org.

Lets just have more GME slots.....

- Three bills to expand Graduate Medical Education (GME) by 15,000 positions have been proposed in Congress (HR 1201; HR 1180 and S 577).
- Each bill includes provisions to target between 1,000 and 1,500 new positions toward shortage specialties.
- The idea being that by “simply” increasing GME slots will increase supply in these shortage specialties

However.....

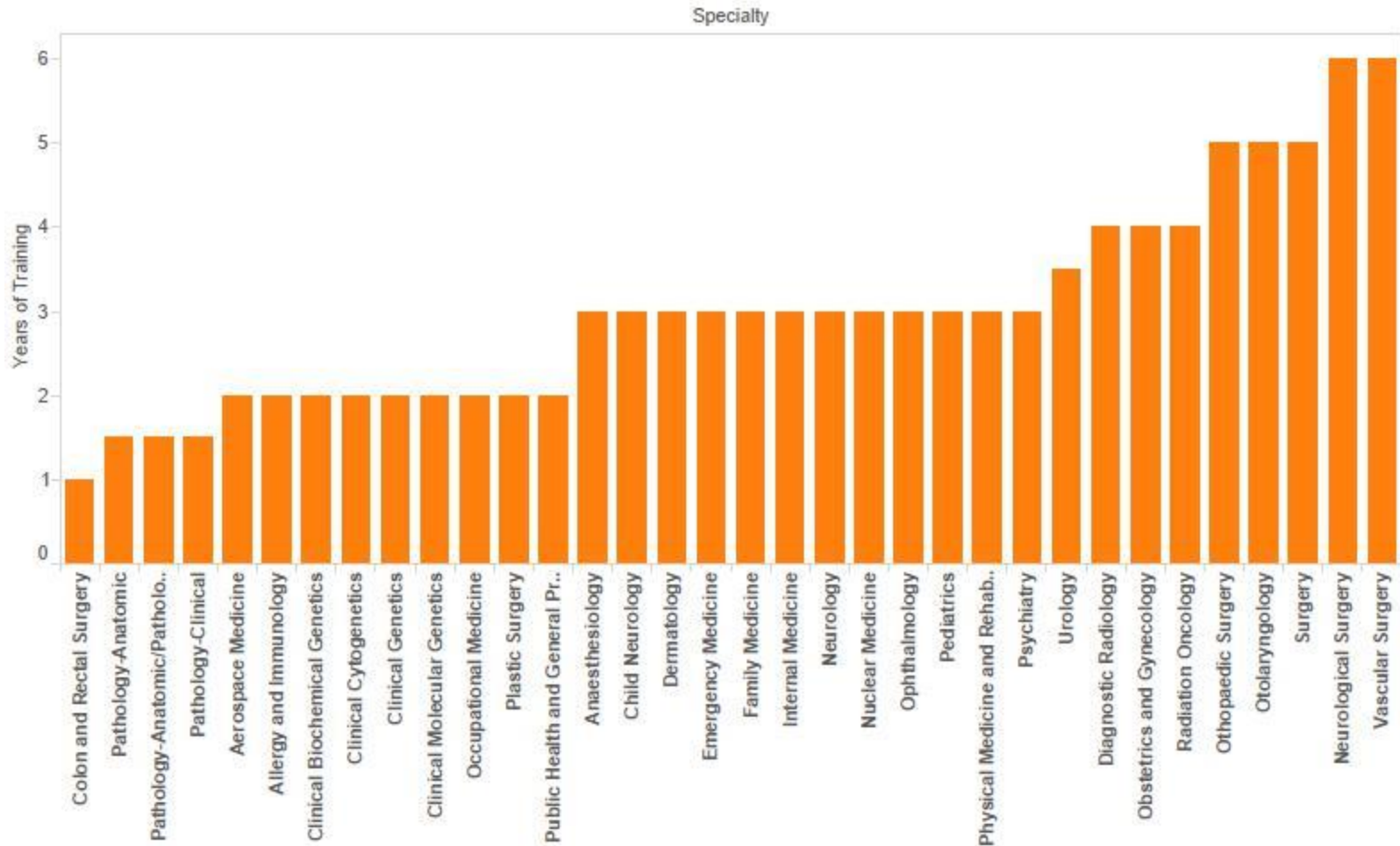
- Increasing the number of residency positions in core specialties such as internal medicine (IM) and general surgery (GS) may only produce a fraction of the number of physicians in general IM and general GS relative to the number of new residency positions created in these specialties.
- This is because a significant proportion of IM and GS residents pursue subspecialty training. Jolly et al* have shown that of an entering cohort of 6,695 internal medicine residents, more than half (57%) subspecialize.

* Jolly, P; Erikson, C; Garrison, G. 2013. U.S. Graduate Medical Education and Physician Specialty Choice. Academic Medicine: April 2013 - Volume 88 - Issue 4 - p 468-474

Even then.....

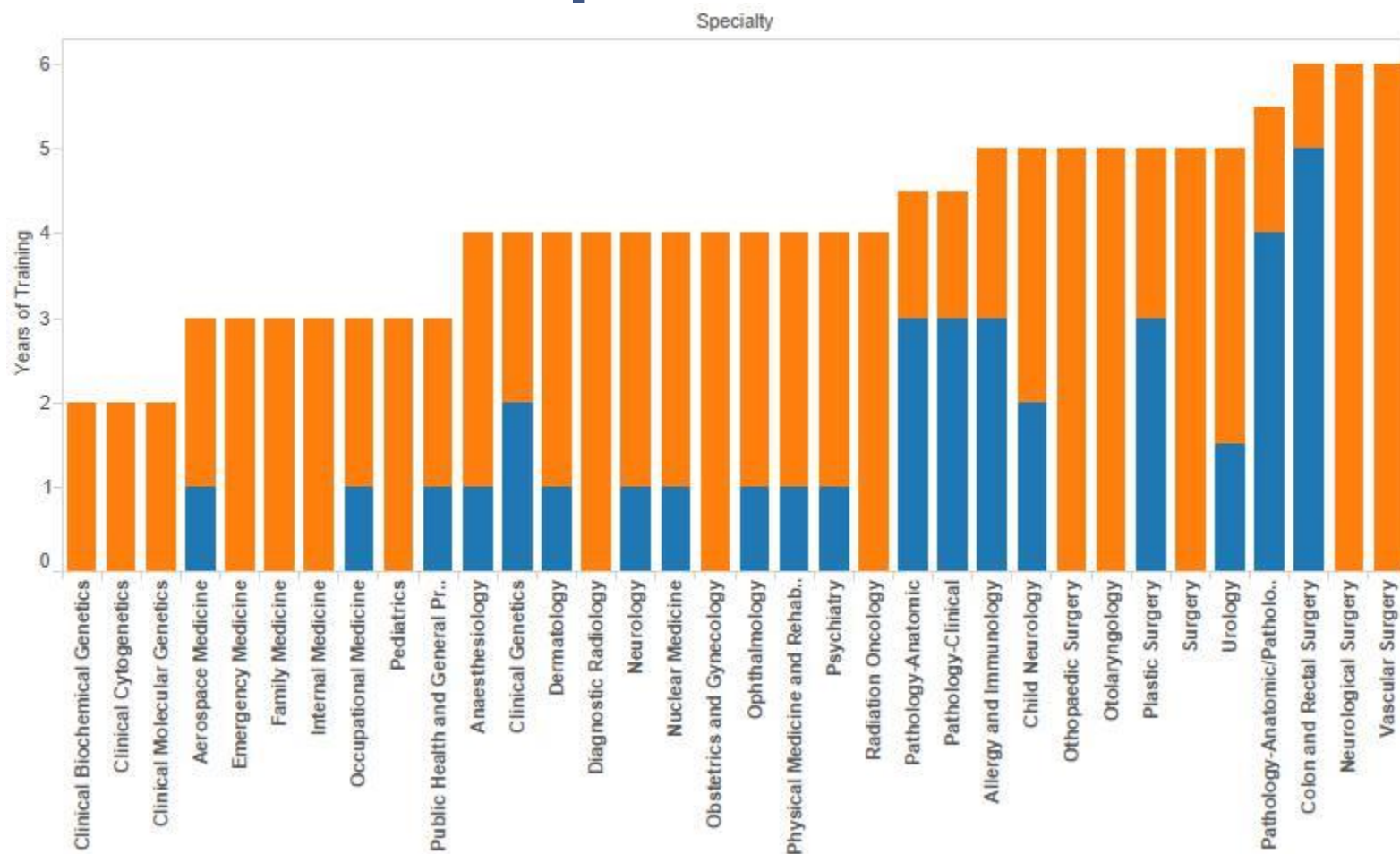
- There are less well quantified, or understood, flows that occur as residents switch from one specialty to another during training.
- This presentation illustrates some of these flows

GME Training Lengths – initially looks simple



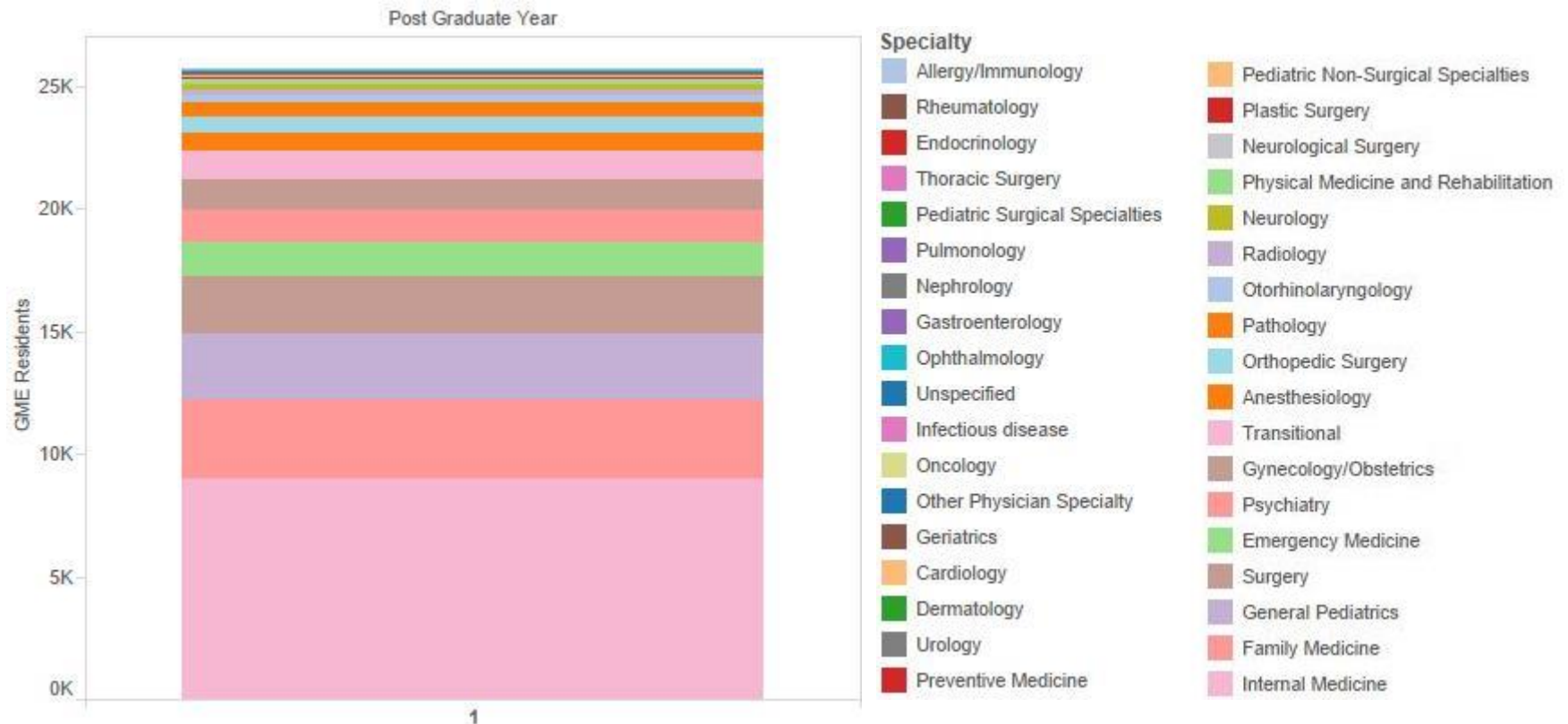
Source: American Board of Medical Specialties

GME Training Lengths – now add in prerequisites and you get a hint of how complicated it is



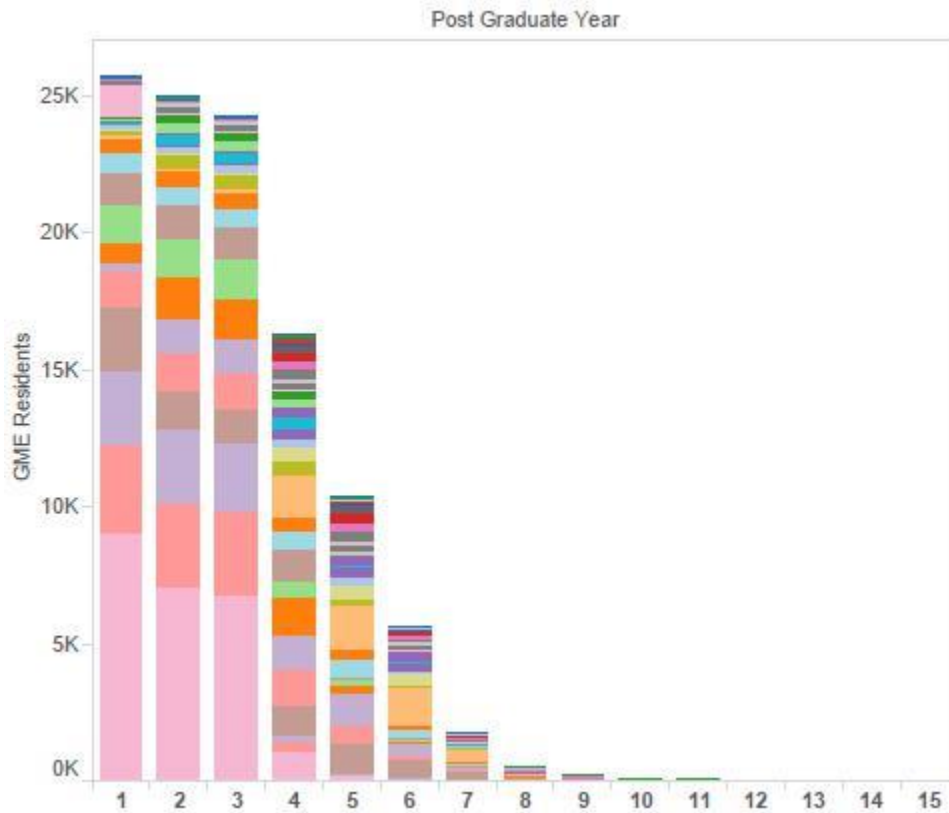
Source: American Board of Medical Specialties

GME Distribution by specialty for PGY 1



The AAMC GME Track survey, averaged across 2004 to 2011, identifies a wide range of specialties in the 25K(ish) PGY1's

GME Distribution across all training

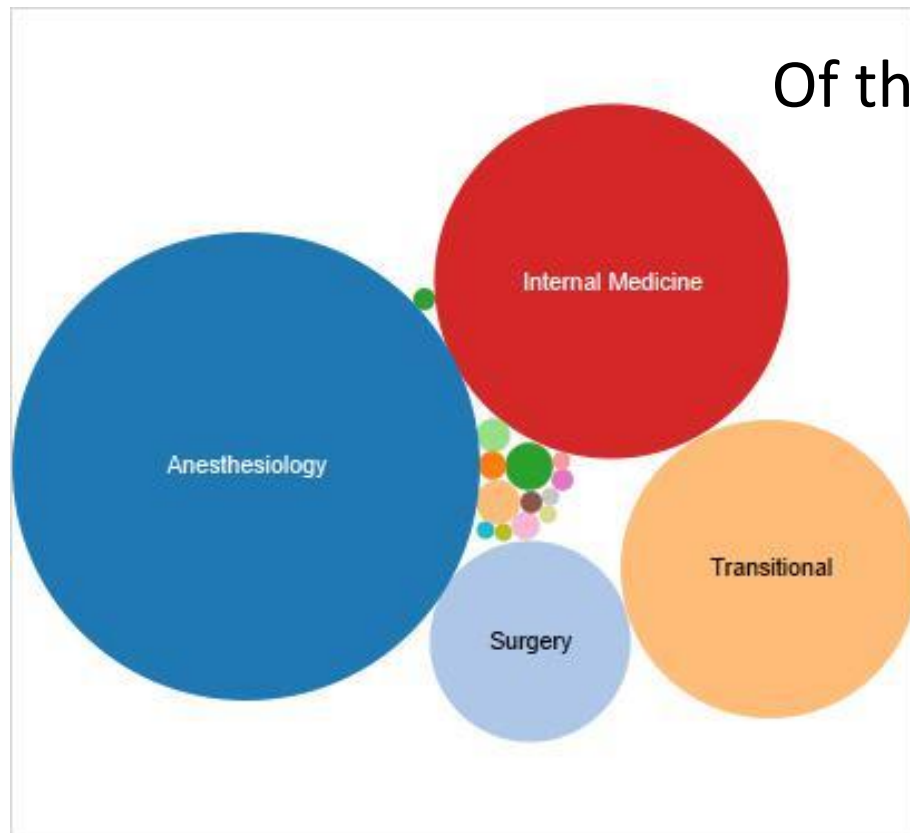


- Even though combined ABMS training lengths are all less than 6 years.
- The AAMC GME Track survey identifies some residents who have been in training for up to 15 years

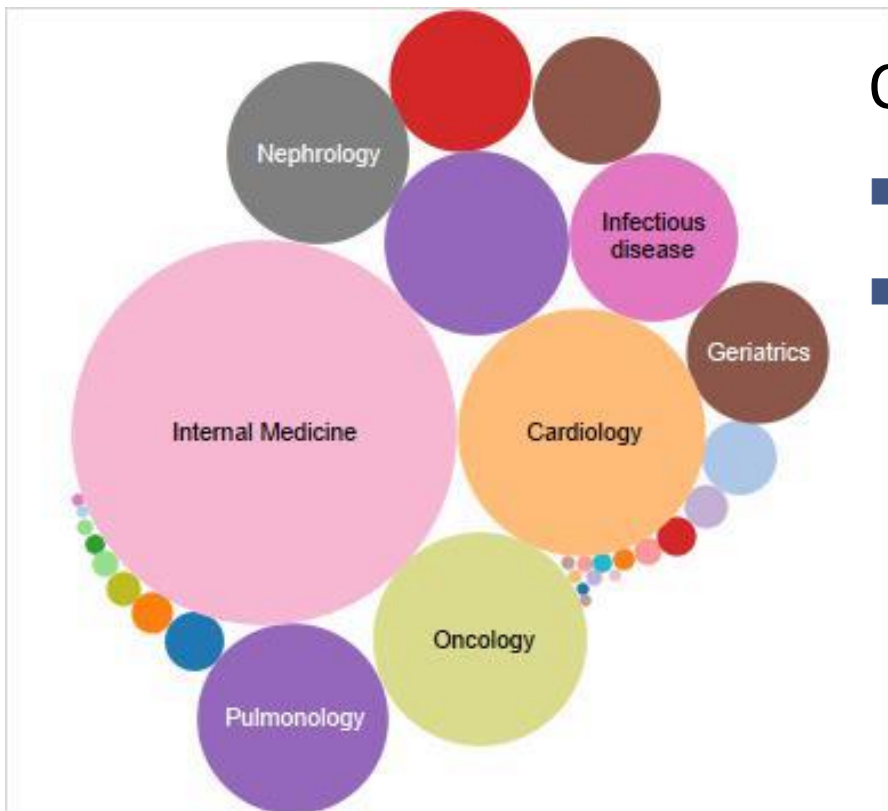
Across Specialty GME Flows into PGY2 Anesthesiology

Of the 1,493 PGY2's in Anesthesiology:

- 45.5% came from PGY1 Anesthesiology
- 26.1% from PGY1 IM
- 18.5% from PGY1 Transitional
- 8.4% from PGY1 Surgery
- The remaining 2.07% from 13 other PGY1 Specialties



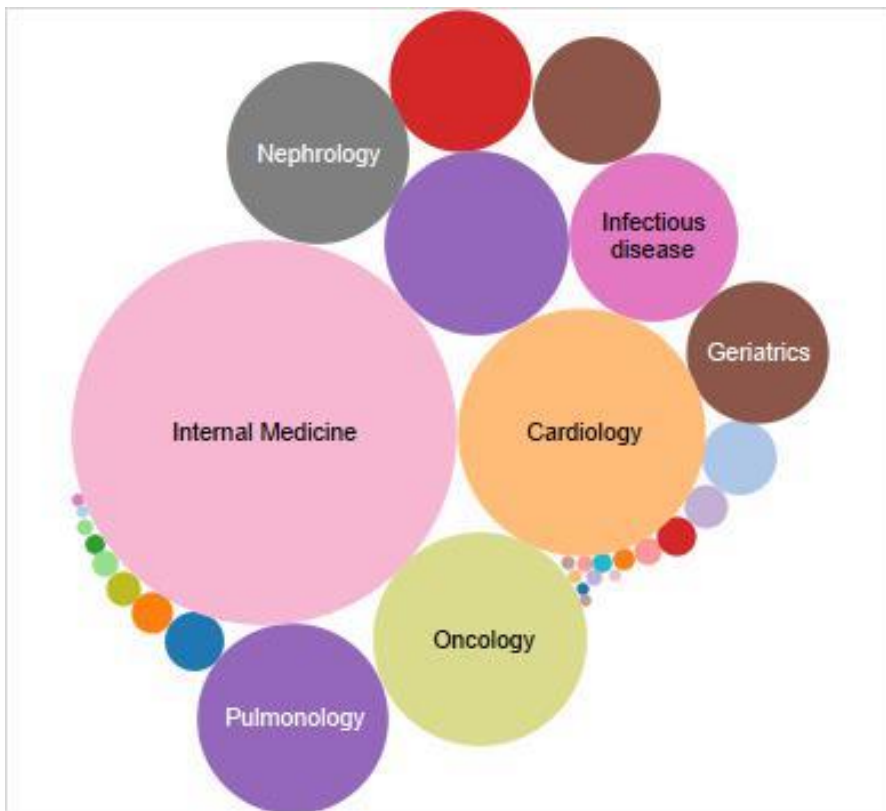
Across Specialty GME Flows from PGY3 Internal Medicine



Of the 6,748 PGY3 in IM

- ~3K are still in training in PGY4
- When they could have completed a 3 year generic IM residency.

Across Specialty GME Flows from PGY3 Internal Medicine



The former PGY3 IM's still in residency flow as follows:

- 32% in IM
- 13.2% in Cardiology
- 9.87% in Oncology
- 7.9% in Pulmonology
- 7.3% in Gastroenterology
- 7.2% in Nephrology
- The remaining 22.8% across 25 specialties

Take Away



- GME Training takes longer than the minimum training lengths - therefore changes in GME match numbers will take longer than expected to appear in practice
- There are flows in and out of specialty training pipeline that affect specialty output - therefore the numbers entering do not balance with the numbers completing.

Conclusion



- Any changes in GME need to **ALSO** to adjust the training pipeline flows to ensure the expected outcomes are delivered.

Contact info

Erin Fraher, PhD

Director

Program on Health Workforce
Policy and Research

erin_fraher@unc.edu

919-966-5012



<http://www.healthworkforce.unc.edu>