

Where did North Carolina Physicians Go to Medical School?

Trends in Medical School Location for Physicians in Active Practice in NC, 2000-2014

North Carolina is a net importer of physicians.

The majority of physicians practicing in North Carolina were educated in medical schools outside of the state (Table 1). In 2014, 24% of the state's active physician workforce graduated from one of NC's four medical schools, down from 27% in 2000. Broken down by NC medical schools, 10.3% of the state's workforce graduated from UNC-Chapel Hill, 5.7% from Wake Forest University, 4.3% from East Carolina University, and 3.5% from Duke University.

Graduates of North Carolina medical schools practice in 95% of NC counties.

In 2014, NC medical school graduates reported practicing in almost every county in the state. In three counties, Hyde (n=2), Perquimans (n=4) and Washington (n=8), all of the county's physicians graduated from outside the state (Figure 1). In two counties, Gates (n=2) and Warren (n=1), all physicians graduated from a North Carolina medical school. Camden and Tyrrell counties did not have any physicians reporting a primary practice location in 2014.

Table 1. Number of North Carolina Medical Graduates Actively Practicing in North Carolina, as a Percent of the State's Total, Active Physician Workforce, 2000-2014

NC Medical School	2014		2010		2005		2000	
	#	%	#	%	#	%	#	%
Duke University	810	3.5%	827	4.0%	823	4.6%	788	4.9%
East Carolina University	993	4.3%	843	4.1%	663	3.7%	494	3.1%
Wake Forest University	1,325	5.7%	1,275	6.2%	1,202	6.7%	1,108	7.0%
University of North Carolina	2,386	10.3%	2,276	11.0%	2,069	11.6%	1,890	11.9%
Total Educated in NC	5,514	24%	5,221	25%	4,757	27%	4,280	27%
Total Educated outside NC	17,549	76%	15,460	75%	13,138	73%	11,645	73%
Total Active Physicians*	23,063		20,681		17,895		15,925	

Source: North Carolina Health Professions Data System, Program on Health Workforce Research and Policy, Cecil G. Sheps Center for Health Services Research, University of North Carolina at Chapel Hill, with data derived from the North Carolina Medical Board. Data include active, instate, non-federal, non-resident-in-training physicians licensed in North Carolina as of October 31 of the respective year.

Program on Health Workforce Research & Policy

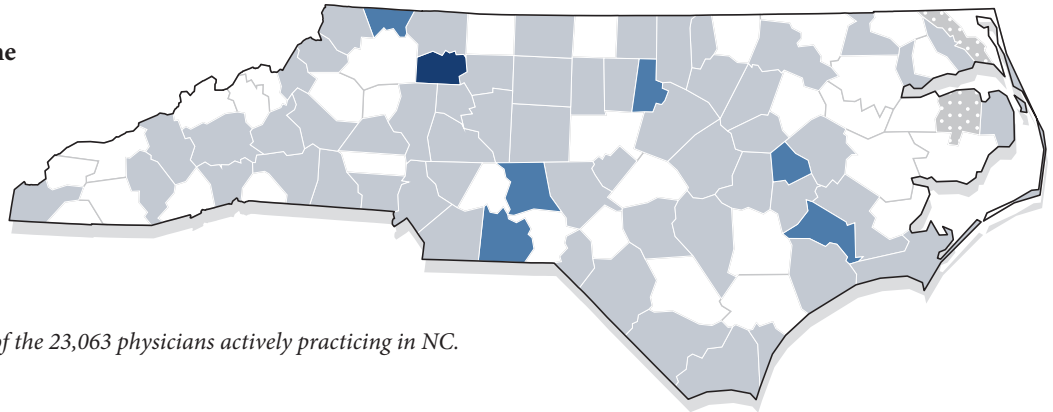
The Cecil G. Sheps Center for Health Services Research
The University of North Carolina at Chapel Hill
Campus Box 7590 • 725 Martin Luther King Jr. Blvd. • Chapel Hill, NC 27599-7590
<http://www.healthworkforce.unc.edu> • nchp@unc.edu • (919) 966-7112

Authors:
Erin P. Fraher
Kathryn A. Lavoie
Katie Gaul

Figure 1. Percent of Physicians in Active Practice by County Who Graduated from Each of North Carolina's Four Medical Schools, 2014

Percent Who Graduated from Duke University School of Medicine (# of Counties)

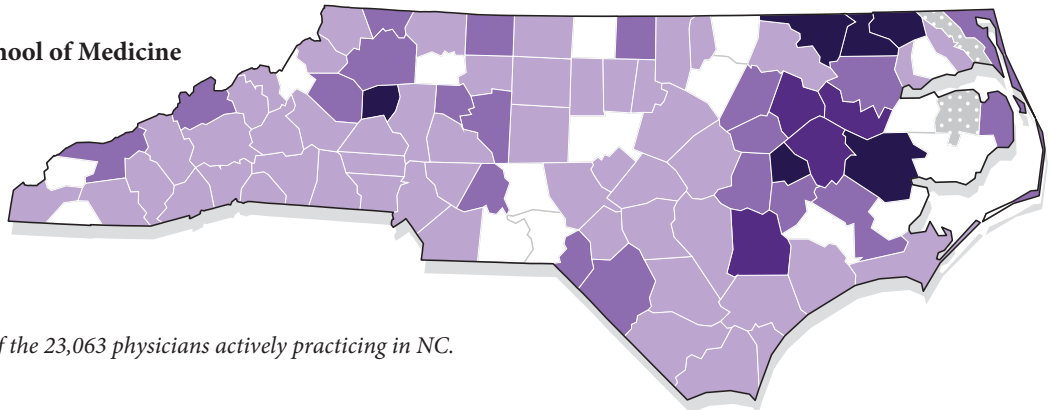
- 20.0% or More (0)
- 15.0% to 19.9% (1)
- 7.5% to 14.9% (6)
- Less than 7.5% (56)
- No Duke Graduates (35)
- No Active Physicians (2)



Duke graduates make up 3.5% (n=810) of the 23,063 physicians actively practicing in NC.

Percent Who Graduated from East Carolina University Brody School of Medicine (# of Counties)

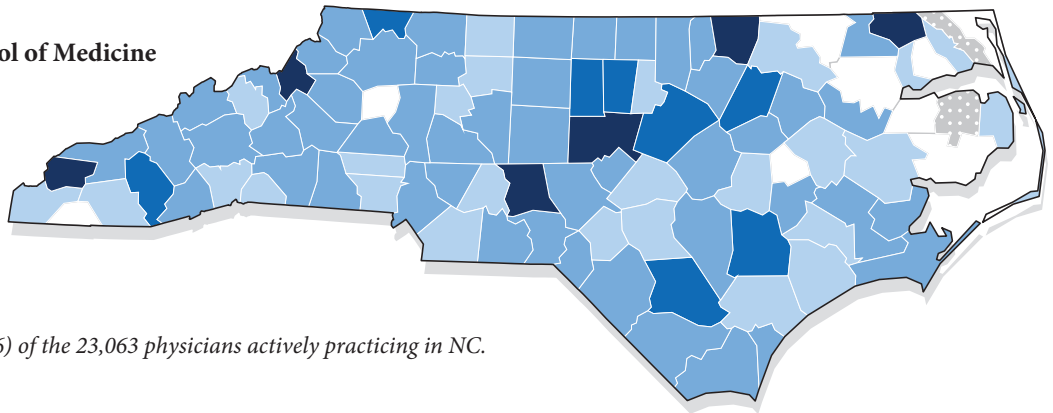
- 20.0% or More (6)
- 15.0% to 19.9% (4)
- 7.5% to 14.9% (20)
- Less than 7.5% (52)
- No ECU Graduates (16)
- No Active Physicians (2)



ECU graduates make up 4.3% (n=993) of the 23,063 physicians actively practicing in NC.

Percent Who Graduated from University of North Carolina School of Medicine (# of Counties)

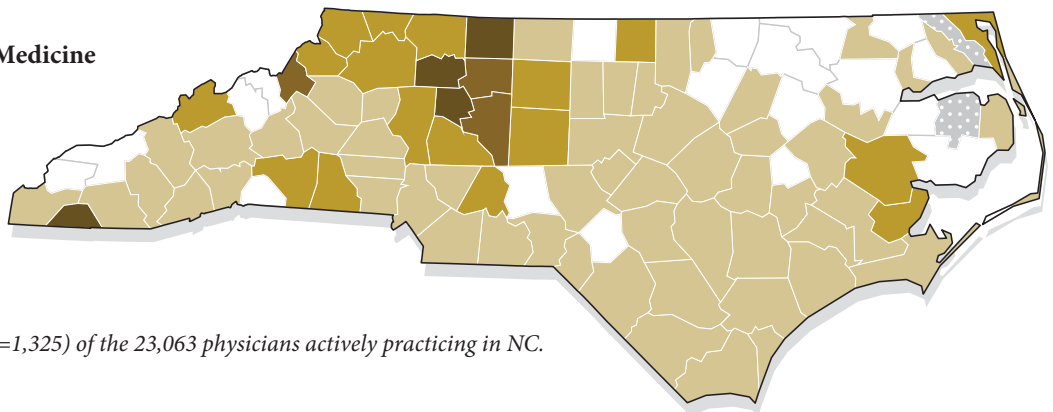
- 20.0% or More (6)
- 15.0% to 19.9% (8)
- 7.5% to 14.9% (49)
- Less than 7.5% (26)
- No UNC Graduates (9)
- No Active Physicians (2)



UNC graduates make up 10.3% (n=2,386) of the 23,063 physicians actively practicing in NC.

Percent Who Graduated from Wake Forest University School of Medicine (# of Counties)

- 20.0% or More (4)
- 15.0% to 19.9% (3)
- 7.5% to 14.9% (17)
- Less than 7.5% (55)
- No WFU Graduates (19)
- No Active Physicians (2)



Wake Forest graduates make up 5.7% (n=1,325) of the 23,063 physicians actively practicing in NC.

Source: The North Carolina Health Professions Data System, with data derived from the North Carolina Medical Board, 2014.

Note: Data include active, instate, non-federal, non-resident-in-training MDs and DOs currently practicing in NC who graduated from an NC school of medicine. Produced by: The Program on Health Workforce Research and Policy, Cecil G. Sheps Center for Health Services Research, UNC Chapel Hill.