

Where did North Carolina Physicians Complete Residency?

Trends in Residency Location for Physicians in Active Practice in NC, 2000-2014

Most North Carolina physicians completed residency outside of the state.

Although the *number* of physicians practicing in NC who completed residency training in the state has increased, the *percent* of NC physicians who completed NC residency programs has declined over time. Growth in the physician workforce in NC has come from importing physicians who completed residency training outside the state.

Physicians tend to cluster near both the city and surrounding region of the NC residency program from which they graduated. NC AHEC residency programs and graduates are most widely dispersed throughout the state.

Table 1. Number of Physicians in Active Practice in North Carolina by Where They Completed Residency Training, 2000-2014

NC Residency Program	2014		2010		2005		2000	
	#	%	#	%	#	%	#	%
Duke School of Medicine, Duke University Medical Center	1542	6.7%	1515	7.3%	1601	8.9%	1467	9.3%
UNC-CH School of Medicine, UNC Health Care	1718	7.5%	1499	7.2%	1546	8.6%	1344	8.5%
WFU School of Medicine Baptist Medical Center	1398	6.1%	1254	6.0%	1227	6.9%	1030	6.5%
ECU Brody School of Medicine, Vidant Medical Center	739	3.2%	607	2.9%	580	3.2%	422	2.7%
Carolinas Medical Center	706	3.1%	573	2.8%	534	3.0%	431	2.7%
Greensboro AHEC, Moses Cone Hospital	273	1.2%	249	1.2%	213	1.2%	174	1.1%
South East AHEC, New Hanover Regional Medical Center	155	0.7%	134	0.6%	114	0.6%	95	0.6%
Mountain AHEC, Mission Hospital, MAHEC Hendersonville	189	0.8%	156	0.8%	155	0.9%	119	0.8%
Cabarrus Family Medicine Residency, Carolinas Medical Center Northeast	79	0.3%	53	0.3%	37	0.2%	17	0.1%
Southern Regional AHEC, Cape Fear Valley Medical Center	63	0.3%	59	0.3%	49	0.3%	39	0.2%
Womack Army Medical Center	16	0.1%	15	0.1%	16	0.1%	15	0.1%
Naval Hospital, Camp Lejeune	0	0.0%	3	0.0%	2	0.0%	0	0.0%
Other NC Residency	20	0.1%	17	0.1%	21	0.1%	25	0.2%
Total Completing a NC Residency	6,898	30%	6,134	30%	6,095	34%	5,178	33%
Total Completing Residency Outside NC	16,079	70%	14,107	70%	11,782	66%	10,661	67%
Total Active NC Physicians (excludes physicians missing residency data)*	22,977	100%	20,241	100%	17,877	100%	15,839	100%

* Percent missing ranged from 0.1% to 2.5%, depending on year of data.

Source: North Carolina Health Professions Data System, Program on Health Workforce Research and Policy, Cecil G. Sheps Center for Health Services Research, University of North Carolina at Chapel Hill, with data derived from the North Carolina Medical Board.

Data include active, in-state, non-federal, non-resident-in-training physicians licensed in North Carolina as of October 31 of the respective year.

Program on Health Workforce Research & Policy

The Cecil G. Sheps Center for Health Services Research
The University of North Carolina at Chapel Hill
Campus Box 7590 • 725 Martin Luther King Jr. Blvd. • Chapel Hill, NC 27599-7590
<http://www.healthworkforce.unc.edu> • nchp@unc.edu

Authors:
Kathryn A. Lavoie
James Terry
Katie Gaul
Julie C. Spero
Erin P. Fraher

Figure 1. Practice Location of Active North Carolina Physicians, by Residency Location, 2014

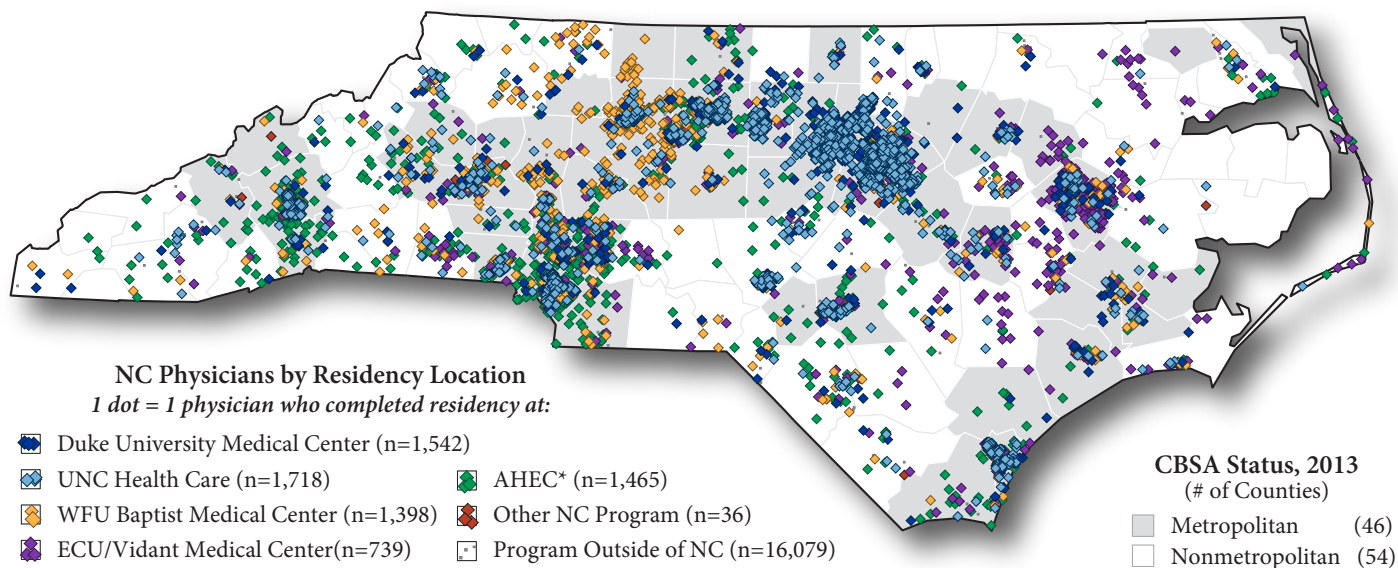


Figure 2. 2014 Practice Location of Active Physicians Who Completed an AHEC-Based Residency

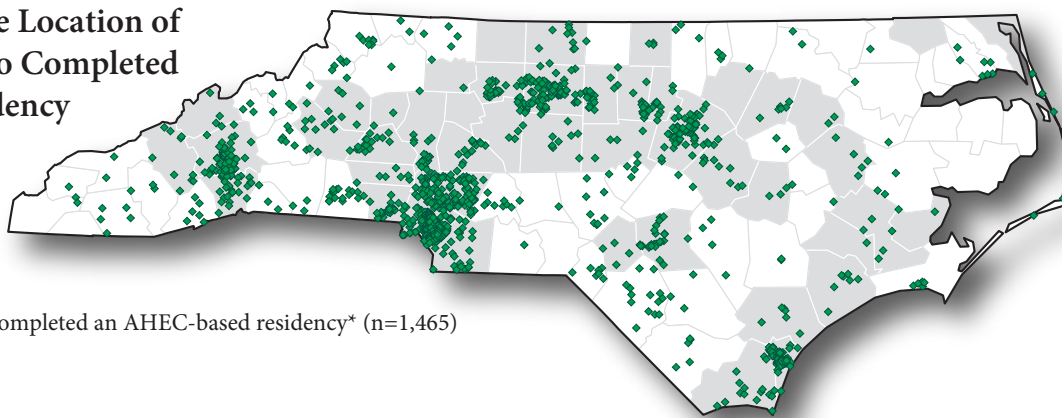
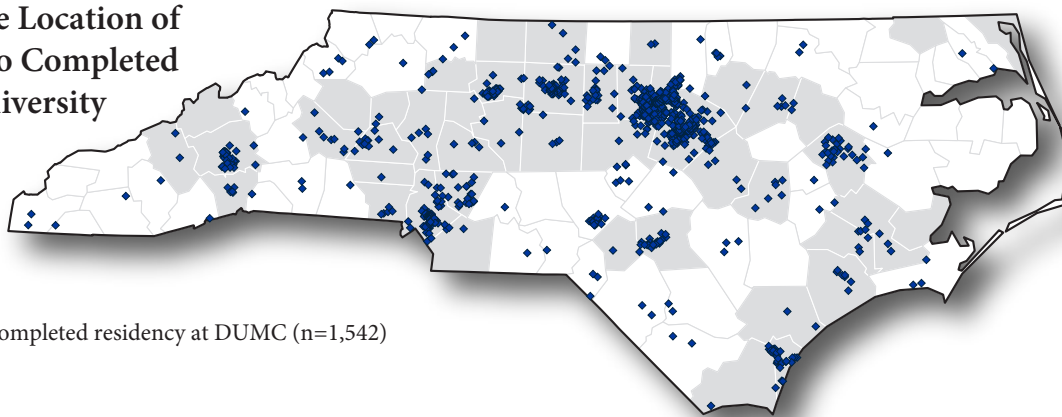


Figure 3. 2014 Practice Location of Active Physicians Who Completed Residency at Duke University Medical Center



*AHEC residencies include Charlotte/Carolinas Healthcare System, Moses Cone, Mountain AHEC (MAHEC), MAHEC Hendersonville, Cabarrus, Southern Regional AHEC, Southeast AHEC/New Hanover Regional Medical Center, ECU/Pitt County Memorial Hospital/Vidant.
 Source: The North Carolina Health Professions Data System, with data derived from the North Carolina Medical Board, 2014.
 Note: Dots are scattered randomly within the physicians' practice location ZIP code area.
 Data include active, in-state, non-federal, non-resident-in-training MDs and DOs currently practicing in NC who completed a residency in NC.
 Produced by: The Program on Health Workforce Research and Policy, Cecil G. Sheps Center for Health Services Research, UNC Chapel Hill.

Figure 4. 2014 Practice Location of Active Physicians Who Completed Residency at ECU and Vidant Medical Center

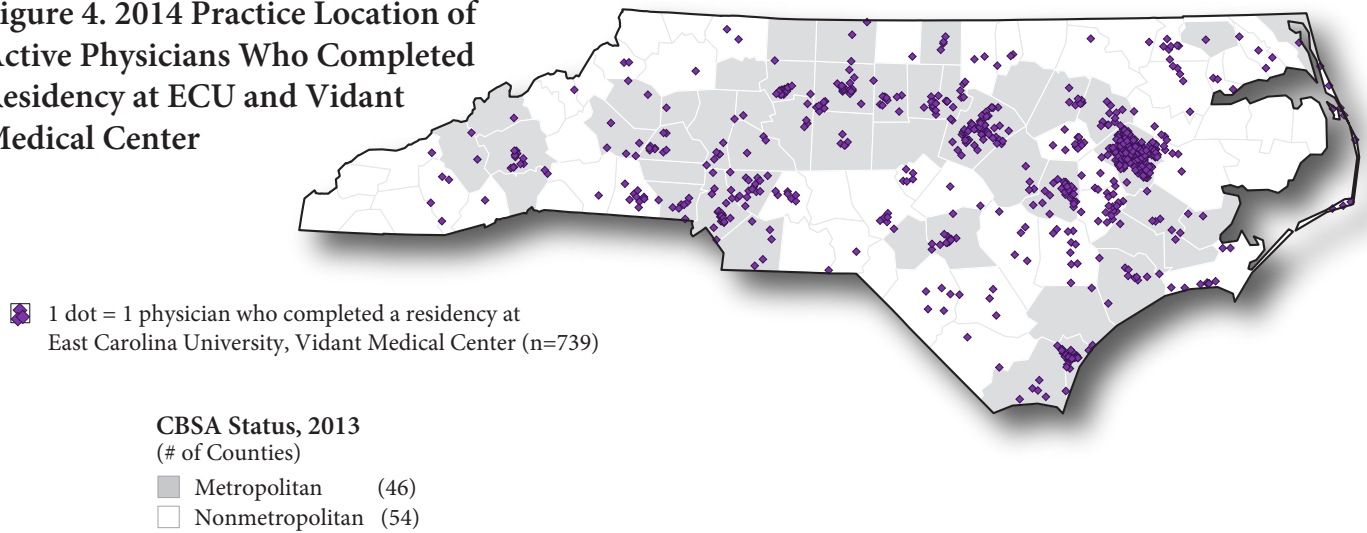


Figure 5. 2014 Practice Location of Active Physicians Who Completed Residency at UNC Health Care

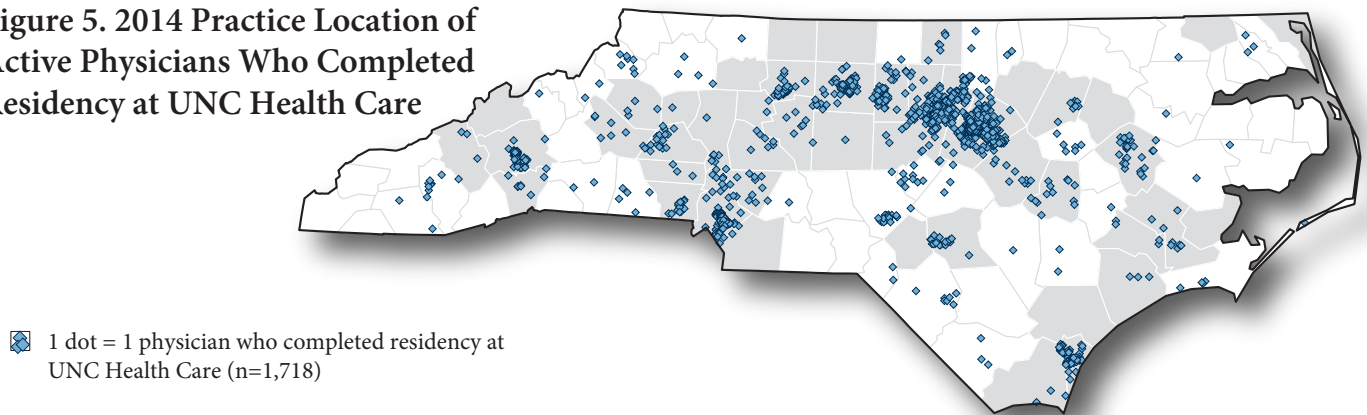
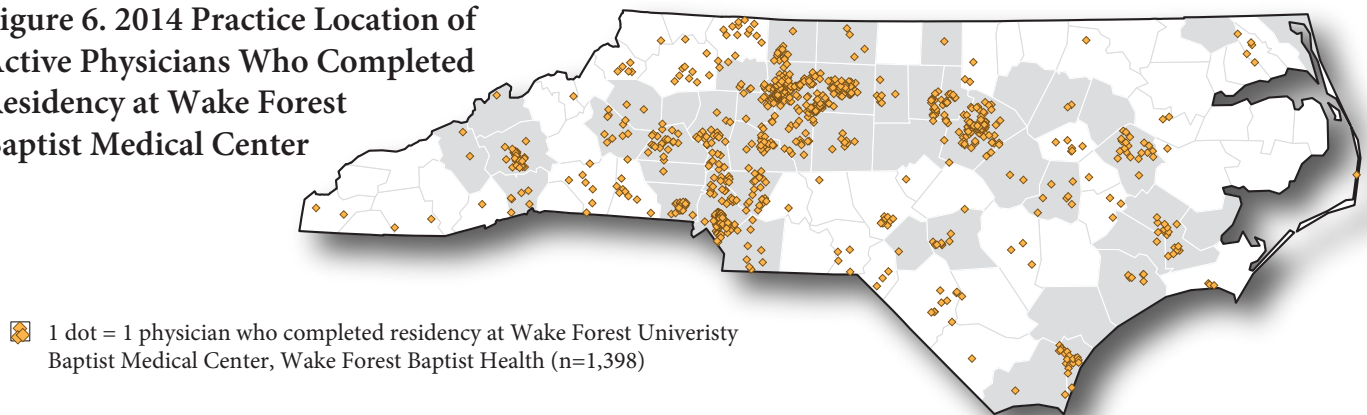


Figure 6. 2014 Practice Location of Active Physicians Who Completed Residency at Wake Forest Baptist Medical Center



Source: The North Carolina Health Professions Data System, with data derived from the North Carolina Medical Board, 2014.

Note: Dots are scattered randomly within the physicians' practice location ZIP code area.

Data include active, instate, non-federal, non-resident-in-training MDs and DOs currently practicing in NC who completed a residency in NC.

Produced by: The Program on Health Workforce Research and Policy, Cecil G. Sheps Center for Health Services Research, UNC Chapel Hill.